

Crédit Agricole S.A.

July 23, 2025

In accordance with regulatory requirements, the issue rating surveillance was performed pursuant to S&P Global (China) Ratings' arrangements on the relevant bonds issued by Crédit Agricole S.A. ("CASA"). During the surveillance period, CASA's issuer credit rating remains stable, and the credit ratings of the following senior unsecured bonds issued by CASA remain 'AAA_{spc}'.

Bond Name	Issue Amount (RMB)	Interest Start Date	Outstanding Amount (RMB)	Term	Current Issue Rating	Previous Issue Rating
Crédit Agricole S.A. 2023 Renminbi Bonds (Series 1)	1 billion	2023/07/14	3 years	AAA _{spc}	AAA _{spc}	2024/07/04 till the date of this report
Crédit Agricole S.A. 2024 Renminbi Bonds (Series 1)	2.5 billion	2024/4/19	3 years	AAA _{spc}	AAA _{spc}	2024/07/04 till the date of this report
Crédit Agricole S.A. 2024 Renminbi Bonds (Series 2) (Tranche 1)	3.5 billion	2024/7/18	3 years	AAA _{spc}	AAA _{spc}	2024/07/04 till the date of this report
Crédit Agricole S.A. 2024 Renminbi Bonds (Series 2) (Tranche 2)	1 billion	2024/7/18	5 years	AAA _{spc}	AAA _{spc}	2024/07/04 till the date of this report

Related Issuer Credit Rating Report Attached below.

Related Methodology

[S&P Global \(China\) Ratings General Considerations on Rating Modifiers and Relative Ranking, May 21, 2019.](#)

Model Applied

None.

S&P RATINGS (CHINA) CO., LTD. (SP CHINA) RATINGS, AS DESIGNATED BY "spc" AT THE END OF THE RATING SYMBOL, ARE ASSIGNED ON A RATING SCALE THAT IS DISTINCT FROM THE S&P GLOBAL RATING SCALE. AN S&P CHINA RATING MUST NOT BE EQUATED WITH OR REPRESENTED AS A RATING ON THE S&P GLOBAL RATINGS SCALE.

The rating presented in this report is effective from the rating date up to the maturity date of the rated issue or unless we make any further updates (whichever is earlier). This document is prepared in both English and Chinese. The English translation is for reference only, and the Chinese version will prevail in the event of any inconsistency between the English version and the Chinese version.

Declaration

No association that may affect the independence, objectivity and unbiasedness of the rating process exists between S&P Global (China) Ratings or its analysts and the rated entity, other than the engagement as a result of this credit rating project.

This rating is based on publicly available information or information provided by the rated entity or collected in compliance with regulatory requirements. S&P Global (China) Ratings has conducted prudent analysis on such information but not guarantee the legitimacy, accuracy, adequacy, or completeness of any information used.

S&P Global (China) Ratings and its analysts have conducted on-site investigations and observed their fiduciary duties, thus have confidence to assure that this rating report adheres to principles of truthfulness, objectivity and unbiasedness.

S&P Global (China) Ratings arrived at analytical conclusions presented in this credit rating report based on its own methodologies and procedures and did not change any of its rating opinions as a result of any inappropriate influence from the rated entity or any other organization(s) or individual(s).

credit rating report is used to support related decision making, and does not constitute a conclusion or recommendation that any particular decision(s) should be made.

Surveillance Plan

S&P Ratings (China) Co., Ltd. shall monitor the credit quality of the rated issuer and issue on an ongoing basis within the duration of the rated issue. We will conduct periodic surveillance at least once a year and may perform ad-hoc surveillance when necessary. The periodic surveillance report on the rated issue will be published before July 31 of each year.

Head of Analytics

Dan Li

Beijing

dan.li@spgchinaratings.cn

Primary Credit Analyst

Jiancheng Yang

Beijing

allen.yang@spgchinaratings.cn

Secondary Contacts

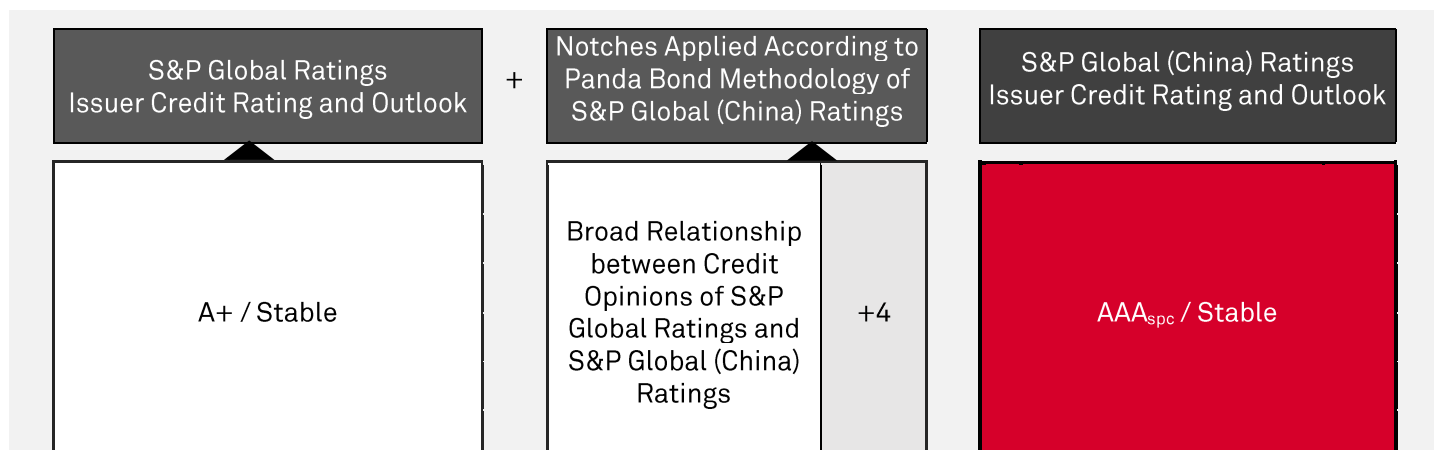
Xuefei Zou

Beijing

eric.zou@spgchinaratings.cn

Rating Summary

Company Name	Rating Type	Current Rating	Rating Date	Outlook/CreditWatch
Crédit Agricole S.A.	Issuer Credit Rating	AAA _{spc}	July 23, 2025	Stable



Credit Highlights

The following are strengths and weaknesses of CASA as identified by S&P Global Ratings:

Key strengths	Key risks
<ul style="list-style-type: none"> — Firm leader in the French retail banking market, generating good and predictable risk-adjusted earnings. — Increasingly diverse business model and income sources, with leading franchises, notably in retail banking, insurance, and asset management. — Sound earnings, cooperative status, and conservative capital policy support the group's very solid capital position. 	<ul style="list-style-type: none"> — Subdued volumes of new domestic mortgage loans and only gradual repricing after the sharp rise in interest rates since 2022. — The deteriorating environment can drive credit risk, in particular in the corporate and small and midsize enterprise (SME) sectors. — Relatively high economic risk in Italy, although comprising less than 10% of the group's exposures.

Note: This key strengths and risks analysis is an excerpt from the credit report on CASA from S&P Global Ratings, and it should be used and interpreted in the context of the rating criteria of S&P Global Ratings. See the appendix for the full report from S&P Global Ratings.

Surveillance Overview

We monitor the credit quality of CASA on a periodic and an ongoing basis. This is periodic surveillance of the bank.

We have assigned our AAA_{spc} issuer credit rating to Crédit Agricole S.A. (CASA), based on the 'A+' issuer credit rating with stable outlook assigned by S&P Global Ratings, and a four-notch uplift through the application of the S&P Global (China) Ratings Panda Bond Methodology. The outlook is stable. CASA's Global Ratings assigned by S&P Global Ratings has been A+/stable since June 2021.

According to our Panda Bond Methodology, our analysis of foreign issuers typically considers the credit opinion which S&P Global Ratings may have on that issuer. Where the Foreign Issuer has a credit quality that's equivalent to or higher than BBB category credit quality as determined by S&P Global Ratings, S&P Global (China) Ratings may assign an issuer credit rating of AAA_{spc}. When the Foreign Issuer's credit quality declines, S&P Global (China) Ratings' issuer credit rating will be adjusted down accordingly. Where the Foreign Issuer has a credit quality that's equivalent to B category credit quality as determined by S&P Global Ratings, S&P Global (China) Ratings may assign a similar view of credit quality that falls within B_{spc} category.

S&P Global Ratings assigned a stand-alone credit profile of "a" to CASA, and based on the approximate relationship between S&P Global and S&P Global (China) Ratings' credit quality opinions, we consider CASA's stand-alone credit quality to be extremely high in S&P Global (China) Ratings' national scale, equivalent to "aaa_{spc}".

Rating Outlook

The stable outlook considers the ratings which S&P Global Ratings has assigned to CASA and the notching uplift we have applied.

Downside Scenario:

We may consider the possibility of lowering our ratings on CASA if S&P Global Ratings downgrades the issuer to BB category, which we believe is highly unlikely to occur in the next two years.

Upside Scenario:

Not applicable.

Related Methodologies, Models & Research

Methodology Applied:

- S&P Global (China) Ratings -Panda Bond Methodology.
- S&P Global (China) Ratings General Considerations on Rating Modifiers and Relative Ranking.

Models Applied: None.

Attachment 1: Full Analysis on Credit Agricole S.A. by S&P Global Ratings

S&P Global
Ratings

RatingsDirect®

Credit Agricole S.A.

Primary Credit Analyst:

Francois Moneger, Paris + 33 14 420 6688; francois.moneger@spglobal.com

Secondary Contact:

Nicolas Malaterre, Paris + 33 14 420 7324; nicolas.malaterre@spglobal.com

Research Contributor:

Ankit Jalan, CRISIL Global Analytical Center, an S&P affiliate, Mumbai

Table Of Contents

Rating Score Snapshot

Credit Highlights

Outlook

Key Metrics

Anchor: 'bbb+', Reflecting Mostly Domestic Exposures

Business Position: Leader In The Domestic Retail Market And Increasing Business Diversification

Capital And Earnings: Solidly Backed By Earnings Retention

Risk Position: Prudent Risk Management And High Granularity Of Exposures

Funding And Liquidity: Stable Deposit Base And Ample Liquidity Reserves

Support: One Notch Of Uplift For ALAC

Environmental, Social, And Governance

WWW.STANDARDANDPOORS.COM/RATINGSDIRECT

OCTOBER 11, 2024 1

Table Of Contents (cont.)

Group Structure And Rated Subsidiaries

Hybrid Capital Instruments And Senior Subordinated Debt

Resolution Counterparty Ratings (RCRs)

Key Statistics

Related Criteria

Related Research

Credit Agricole S.A.

Rating Score Snapshot

Global Scale Ratings

Issuer Credit Rating

A+ / Stable / A-1

Resolution Counterparty Rating

AA- / - / A-1+

SACP: a			Support: +1		Additional factors: 0	
Anchor	bbb+		ALAC support	+1	Issuer credit rating	
Business position	Strong	+1	GRE support	0	A+ / Stable / A-1	
Capital and earnings	Adequate	0	Group support	0	Resolution counterparty rating	
Risk position	Strong	+1	Sovereign support	0	AA- / - / A-1+	
Funding	Adequate	0				
Liquidity	Adequate					
CRA adjustment		0				

ALAC—Additional loss-absorbing capacity. CRA—Comparable ratings analysis. GRE—Government-related entity. ICR—Issuer credit rating. SACP—Stand-alone credit profile.

Credit Highlights

Overview	
Key strengths	Key risks
Firm leader in the French retail banking market, generating good and predictable risk-adjusted earnings.	Subdued volumes of new domestic mortgage loans and only gradual repricing after the sharp rise in interest rates since 2022.
Increasingly diverse business model and income sources, with leading franchises, notably in retail banking, insurance, and asset management.	The deteriorating environment can drive credit risk, in particular in the corporate and small and midsize enterprise (SME) sectors, and in real estate development.
Sound earnings, cooperative status, and conservative capital policy support the group's very solid capital position.	Relatively high economic risk in Italy, although comprising less than 10% of the group's exposures.

Groupe Credit Agricole (GCA) is well advanced in executing its 2025 strategic plan. GCA is one of the strongest bank-insurance groups in Europe, with high business diversity and a strong retail position, notably in France, generating highly recurring revenue. Its strategy is largely based on business stability, with strong focuses on digital transformation, environmental transition and societal inclusion, and various mobility sector initiatives. The group aims to leverage its strong organic growth potential and enlarge its retail customer base, while pursuing partnerships and

Credit Agricole S.A.

targeted acquisitions. The financial targets under the 2025 plan are essentially defined at the Crédit Agricole S.A. group level, except for a 17% CET1 ratio target set at the GCA level. Crédit Agricole has already reached these targets or is set to meet them as soon as 2024.

We expect GCA will generate a net income, including minority interests, of about €9.0 billion in 2024 and €9.0 billion-€9.5 billion in 2025. In 2023, the group's net income group share was close to €8.3 billion, and nearly €9.1 billion including minority interests. This performance exceeded that of 2022 despite subdued volumes of new mortgage loans amid the slowdown in the French housing market, and the sharp increase in interest rates started in 2022. GCA achieved a solid performance in the first half of 2024, with €4.4 billion in net income group share (€4.8 billion including minority interests) and a cost-to-income ratio of about 59%. We expect cost efficiency will remain broadly similar in the coming two years, balancing a progressive pick-up in net interest income and some persistent inflation-induced cost increases.

We see GCA's risk position as a rating strength, especially when analyzed with its capital and earnings. The majority of GCA's businesses are low-risk and typically have low cyclicalities, strengths we expect will persist and help the group navigate any economic challenges. Low-risk domestic residential mortgages, which are essentially at fixed rates, represent more than half of GCA's retail customer loans, and Italy, which carries a higher economic risk, comprises less than 10% of its exposures. Overall, we expect cost of risk will be contained to within 30 basis points (bps) in 2024-2025, driven by commercial real estate (CRE), SMEs, and consumer lending. This is just above the 25 bps assumed in the medium-term plan GCA presented in 2022. At mid-year 2024, the group reported nonperforming loans (NPLs) of nearly 2.2% of gross customer loans and coverage by loan loss reserves (including collective provisions) of a comparatively high 82%.

The group benefits from a strong balance sheet, including a solid capital position. As of year-end 2023, we estimated a risk-adjusted capital (RAC) ratio of nearly 10.0% and we forecast that it will remain 9.8%-10.3% in the coming two years. This forecast reflects our expectations of a sustained business performance, a low dividend payout in line with Crédit Agricole S.A.'s (CASA's) cooperative status, and continued issuance of new cooperative shares, balanced with contained, but sustained, growth in exposures at default along with business expansion.

CASA makes up a substantial part of GCA, and consolidates activities and subsidiaries that are not part of the mutual cooperative's perimeter. Our starting point for rating GCA's core entities is the 'bbb+' anchor for the group. We then adjust for the four institution-specific factors to determine a group stand-alone credit profile (SACP) of 'a' for GCA. We add one notch for additional loss-absorbing capacity (ALAC) to arrive at the 'A+' long-term issuer credit rating. We estimate that the group's ALAC was 474 bps of S&P Global Ratings' risk-weighted assets (RWAs) at year-end 2023. We forecast that the ALAC ratio will remain above 350 bps until year-end 2026.

Our ratings on CASA reflect our analysis of GCA. GCA primarily consists of the 39 Caisses Régionales de Crédit Agricole (CRCAs), and CASA and its subsidiaries, including LCL (Crédit Lyonnais), CA Consumer Finance (CACF), Crédit Agricole Corporate and Investment Bank (CACIB), CACEIS, Amundi, and Crédit Agricole Assurances (CAA). We view CASA as core to GCA because of its critical role as the group's funding arm and central institution.

Credit Agricole S.A.

Outlook

Our stable outlooks on CASA and the group's other core banking entities reflect our view that GCA will maintain its 'a' group SACP in the coming two years, with a leading franchise in its key business segments, especially domestic retail, asset management, and insurance. While we forecast the uncertain economy will generate increasing credit risk, we expect GCA will continue to adhere to disciplined underwriting standards and maintain good coverage of its impaired assets, reflecting its low risk profile. We also expect the group will maintain satisfactory cost efficiency, incrementally improve capitalization, and sustain its ALAC ratio at a level reflective of the one-notch rating uplift. We believe it will continue to demonstrate good resilience to changes in economic conditions, although retail revenue is benefiting from high interest rates only gradually and remains subject to lending volumes. Our stable outlooks on the ratings on core insurance subsidiaries Predica, Pacifica IARD, and holding company CAA also reflect that we see no downward pressure on CAA's group SACP.

Downside scenario

In our view, key negative factors would be major economic downturns in France and Italy and if GCA's asset quality deteriorated to an extent that it became insufficient to maintain a low risk profile. A meaningful weakening of the group's profitability amid unfavorable economic conditions, stemming from elevated costs in the still somewhat inflationary environment, could also bring some downward rating pressure. Under all these scenarios, we could revise down the group SACP and lower our issue credit ratings on senior nonpreferred debt and other hybrid instruments.

Upside scenario

An upgrade would entail structural changes. We therefore consider it unlikely in the short to medium term.

Key Metrics

Groupe Crédit Agricole--Key ratios and forecasts

	--Fiscal year ended Dec. 31--				
(%)	2022a	2023a	2024f	2025f	2026f
Growth in operating revenue	3.7	(4.7)	2.5-3.1	2.8-3.5	2.8-3.4
Growth in customer loans	5.8	3.8	1.8-2.2	2.7-3.3	2.7-3.3
Growth in total assets	2.4	3.7	2.2-2.7	2.4-2.9	2.4-2.9
Net interest income/average earning assets (NIM)	1.5	1.2	1.0-1.1	1.0-1.1	1.0-1.1
Cost to income ratio	63.3	60.1	58.1-61.1	58.3-61.3	58.3-61.2
Return on average common equity	6.4	6.3	5.7-6.3	5.6-6.1	5.4-6.0
Return on assets	0.5	0.4	0.3-0.4	0.3-0.4	0.3-0.4
New loan loss provisions/average customer loans	0.3	0.3	0.3-0.3	0.3-0.3	0.3-0.3
Gross nonperforming assets/customer loans	2.1	2.1	2.1-2.3	2.2-2.5	2.4-2.6
Risk-adjusted capital ratio	9.3	10.0	9.75-10.25	9.8-10.3	9.9-10.4

All figures are S&P Global Ratings-adjusted. a--Actual. f--Forecast. NIM--Net interest margin.

Credit Agricole S.A.

Anchor: 'bbb+', Reflecting Mostly Domestic Exposures

We use our Banking Industry Country Risk Assessment's economic risk and industry risk scores to determine a bank's anchor, the starting point in assigning an issuer credit rating to a bank. The anchor for banks operating primarily in France is 'bbb+', reflecting our economic risk assessment of '3' and our industry risk assessment of '4' (on a scale of 1-10, with '10' signifying the highest risk). We view the trends for economic and industry risks as stable. The anchor for GCA is 'bbb+'. Its weighted average economic risk is '3', balancing its predominant activity in France and some exposure to riskier countries, such as Italy (economic risk assessment of '5', with a stable trend).

Banks in France benefit from the country's open and diversified economy, and higher credit growth than the eurozone average. For France, we envisage GDP growth of 1.1% in 2024 and 1.2% in 2025, and unemployment remaining below 2019 levels, stabilizing at 7.5% in 2024 and 7.6% in 2025. We project that inflation will decline from 5.7% in 2023 to 2.5% in 2024, before reverting to below 2.0% in the following years. We expect French banks' loan growth to decelerate but remain positive, stabilizing at 2.5%-3.0% annually from 2025, after a low point in 2024, while the French housing market remains depressed. Fixed-rate mortgage loans provide structural support for domestic asset quality, and so prevent damage from higher interest rates. While some problem loans could yet emerge by 2026, asset quality deterioration will likely stay contained. We project domestic nonperforming assets will increase to 2.8% of domestic loans by year-end 2025, with credit costs at close to 30 basis points. Political challenges could create headwinds if they add risks to economic outlook growth and uncertainty in addressing budgetary imbalances.

Regarding industry risk, we expect higher interest rates to benefit French banks' interest income, but this is materializing more gradually than in some other European banking markets, reflecting notably the pace of repricing in loan portfolios. Cost efficiency is a weakness for French banks compared with their European peers because of still-dense branch networks. Amid a still somewhat inflationary environment, management teams will find it harder to keep operational expenses under control. Banks also face the challenge of streamlining their operations via digitization efforts. Finally, the banking models of most French banks imply some reliance on wholesale resources, exposing the sector to market shocks.

Business Position: Leader In The Domestic Retail Market And Increasing Business Diversification

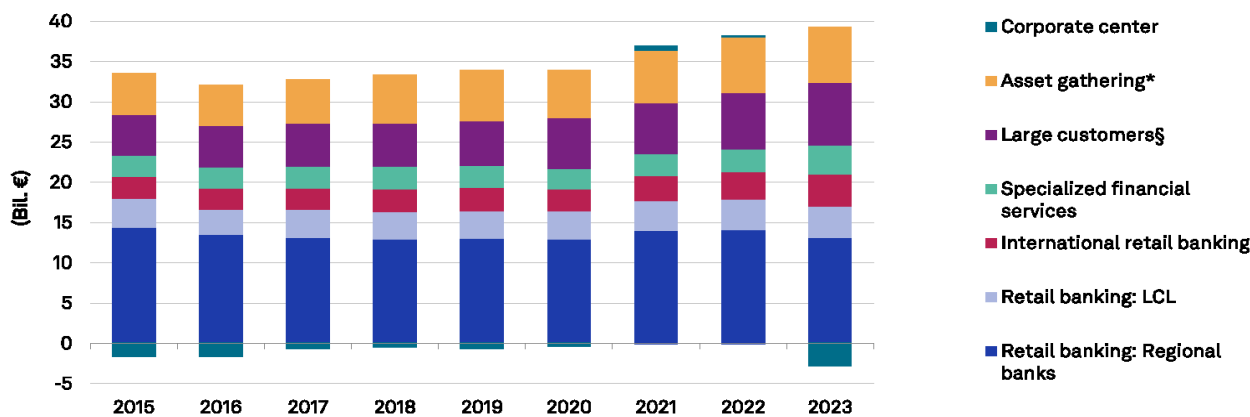
GCA holds a leading market position in French retail banking and its businesses lines are well diversified. The group's domestic retail franchise--primarily carried out through 39 regional banks and complemented by LCL (which has replaced the former Crédit Lyonnais brand)--ranks among the strongest in Europe. GCA is also a global systemically important bank: the tenth-largest banking group globally by balance-sheet size and among the five largest in Europe. Domestic retail businesses account for nearly half of total revenue (see chart 1) and provide critical mass and recurring earnings (see chart 2).

GCA has the largest domestic banking network in France, with 6,750 branches at year-end 2023 (CRCA and LCL) and enjoys an estimated strong about 25% total market share in households' customer loans and deposits. The

Credit Agricole S.A.

diversification of the group's income sources supports its revenue stability. In 2023, the domestic and international retail division contributed 58% of GCA's reported revenue (54% excluding the corporate center). The proportion of its cyclical revenue was much lower than that of banks with larger capital market businesses. Our measure of cost to income for GCA is close to 60% (60.1% in 2023, 58.9% in the first half of 2024), which is one of the lowest ratios among large French banks but only average in a European context. We expect cost efficiency will remain broadly stable in the coming two years. GCA is less profitable than peers in the Nordics, Belgium, the Netherlands, and Luxembourg, but it has a low risk profile that typically generates more stable revenue over the cycle and results in less strategic changes.

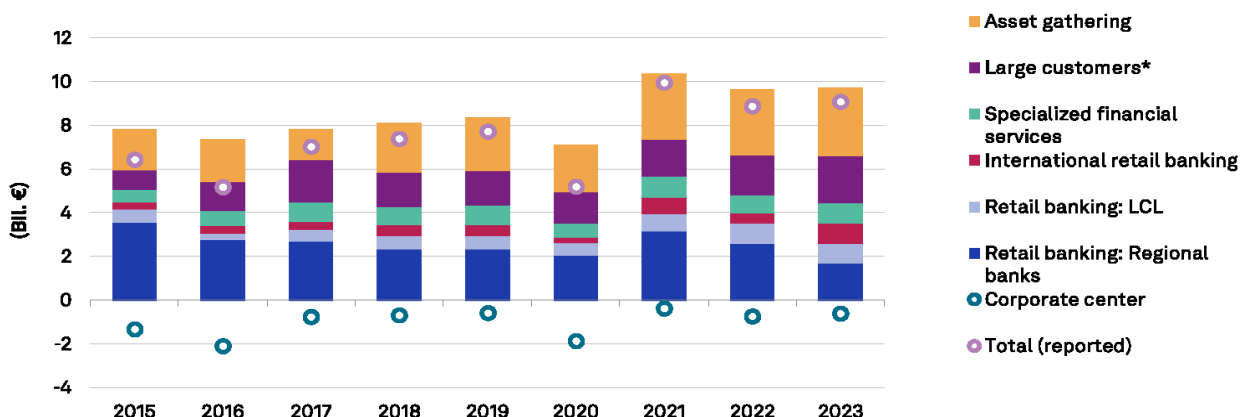
Chart 1
Groupe Crédit Agricole revenue by business



Year ends Dec. 31. LCL--The new Crédit Lyonnais brand. *Includes asset management, insurance, and private banking.
§Includes CIB and asset servicing. Source: Crédit Agricole.
Copyright © 2024 by Standard & Poor's Financial Services LLC. All rights reserved.

Crédit Agricole S.A.

Chart 2

Groupe Crédit Agricole net income (including minority interests) by business

Year ends Dec. 31. Net income includes minority interests. The Crédit Agricole group includes the Caisses Régionales de Crédit Agricole (CRCAs). Until the group's restructuring in 2016, the CASA sub-perimeter consolidated accounts included 25% of the CRCAs' net income, under equity method. LCL--The new Crédit Lyonnais brand. *Includes asset management, insurance, and private banking. §Includes CIB and asset servicing. Source: Crédit Agricole. Copyright © 2024 by Standard & Poor's Financial Services LLC. All rights reserved.

The strength of GCA's business models lies in its strong franchise, but the group is less geographically diversified than peers like Banco Santander, BNP Paribas, and ING Groep. The international retail segment routinely contributes a limited about 10% of the group's business lines revenue (excluding the corporate center). However, the asset management, consumer finance, securities services, and, to a lesser extent, the investment-banking businesses are pan-European, meaning the group's actual geographic diversification goes beyond the span of the international retail segment. Furthermore, GCA is the largest bancassurance group in Europe and the leading insurer in France, with a leading position in life insurance, property and casualty, death and disability, and creditor insurance.

In France, the CRCAs and LCL's networks offer strong retail distribution capacity. Italy is the group's second home market, where it aims to replicate its universal banking model with a strong focus on property and casualty insurance. GCA has a 5% market share in retail banking in Italy by number of branches. The Italian local banking networks contribute routinely about 75% of international retail revenue, with the rest coming mostly from Poland and Egypt.

GCA is active in finding new partners. We believe GCA will maintain its strategic focus when it comes to acquisitions or ways to reinforce its specialized businesses, while minimizing execution risks. GCA targets compounded annual revenue growth of 8%-9% in specialized financial services. The reorganization of the mobility business in 2023, including the creation of Leasys, a car-leasing joint venture between Crédit Agricole Personal Finance & Mobility (formerly CACF) and Stellantis, is part of this strategy. GCA fully owns Crédit Agricole Auto Bank (formerly FCA Bank) and has expanded into multi-brand, pan-European car financing. Leasys and Crédit Agricole Auto Bank acquired the activities of ALD and Leaseplan in six European countries in August 2023.

Credit Agricole S.A.

The group's asset-gathering activities follow an efficient business model under which lower capital intensity supports returns that are higher than in other segments. GCA's asset management subsidiary Amundi is the number one asset manager in France and Europe by assets under management (AUM), with €2,156 billion at mid-year 2024. The group is pursuing steady growth, including through targeted acquisitions. In 2024, Amundi acquired Alpha Associates to increase its presence and offerings of products and investment solutions for private assets. In 2021, it acquired Lyxor from Société Générale to become the European leader in exchange-traded funds and to complement its active management offering. For the record, Amundi's historical partnership with Société Générale was last renewed in 2020 and runs until 2025. GCA has also been expanding into wealth management. In June 2024, Indosuez Wealth Management finalized the acquisition of Degroof Petercam, a reference investment house with an international presence and a leader in wealth management in Belgium (€74.3 billion total client assets as of year-end 2023). Following this transaction, Indosuez Wealth Management's AUM reached €205 billion at mid-year 2024.

By prioritizing more stable segments, GCA has been able to increase its operations to a size similar to that of some industry leaders. For example, in July 2023, CACEIS strengthened its competitive position in Luxembourg, Ireland, and the U.K. by acquiring the asset servicing activities of Royal Bank of Canada in Europe.

GCA is a cooperative group, which means local banks have more autonomy in their strategy than fully owned subsidiaries in a listed group, but it is highly cohesive in terms of strategic decisions, branding, risk and underwriting practices, and operating model. As is typical of a cooperative group, low cash distributions favor long-term growth over absolute returns, and we note the predictability of decision making and capital allocation, particularly when it comes to international expansion.

Capital And Earnings: Solidly Backed By Earnings Retention

Typical of cooperative organizations, the group retains most of its earnings, which supports capital buildup, even when loan growth is dynamic. GCA is less profitable than several of its listed peers when measured by return on equity (ROE), but its earnings volatility is typically lower, especially in less benign parts of the economic cycle. Although we expect our RAC ratio before diversification for GCA will exceed 10% in the next two years, our assessment of its capital and earnings remains neutral to our ratings. This is because we forecast that the RAC ratio will barely exceed our 10% threshold and can be somewhat volatile, in particular as it is sensitive to the level of the insurance subgroup's capitalization. Further, we consider that GCA's profitability metrics are not currently supportive of a stronger outcome, in particular as our assessment of the group's risk position is already positive for the rating.

Considering risk-adjusted profitability, GCA's three-year average earnings buffer has been an adequate 70 bps over the past three years, and we forecast it will be stable in 2024. We use the average earnings buffer to measure the capacity of a bank's earnings to cover risk-adjusted normalized losses. Furthermore, GCA's risks are well covered by reserves, which could help it weather future deteriorations in asset quality.

Our forecast assumes that the group will continue to expand across its various business lines, as was the case in 2023 and the first half of 2024, with an average 6% annualized increase in regulatory RWAs. We project contained growth of 5.0% in our RWAs over 2024-2026.

Credit Agricole S.A.

Our RAC ratio increased to nearly 10.0% at year-end 2023, from 9.3% at year-end 2022. The improvement reflects the increase in our estimate of the solvency of the insurance activities, following the combined application of IFRS 17 from Jan. 1, 2023, and our revised capital model (see "Insurer Risk-Based Capital Adequacy Criteria Published," published Nov. 15, 2023, on RatingsDirect). Our measure of GCA's capitalization would otherwise have been broadly stable. This is because the increase in our measure of total adjusted capital to €105.6 billion at year-end 2023 from €101.3 billion in at year-end 2022, supported by solid net income (including minority interest) of €9.1 billion, was balanced by a 4.4% increase in our RWAs when excluding the change in the insurance subgroup's solvency. We note that, in 2023, SAS Rue La Boétie (a holding company owned by the regional banks) purchased CASA shares on the market for an amount of €1.0 billion, which weighed on GCA's capital.

At year-end 2023, GCA reported a common equity tier 1 (CET1) ratio of 17.5%, which was 7.8 percentage points (pps) above the minimum requirement set by the supervisory review and evaluation process (SREP) applicable from Jan. 2, 2024. Our RAC forecast factors in that the group's CET1 ratio at year-end was 17.4% under a fully loaded approach, already exceeding its target of above 17.0% by year-end 2025. We expect capitalization to remain steady as GCA's recurring earnings and conservative capital management should support balance sheet growth. SAS Rue La Boétie also announced in August 2023 its intention to purchase CASA shares on the market for another up to €1.0 billion by mid-year 2024 (executed for €960 million). This was deducted from regulatory capital at year-end 2023 and we factor it into our forecast measure of capital.

We expect GCA's net income, including minority interests, will be about €9.0 billion in 2024 and €9.0 billion-€9.5 billion in 2025. Cost efficiency will be close to 60%, balancing a progressive pick-up in net interest income for domestic activities and sustained cost increases because of inflation, notably in salaries, and of digital transformation. This forecast is in line with the underlying 59.3% reported in the first half of 2024. Underlying expenses increased by 1.0% year-on-year, but trended higher at 6.9% after restating the first-half 2023 costs figure in light of the €620 million contribution paid to the EU Single Resolution Fund (excluding this contribution, GCA's underlying cost efficiency was 57.9%).

Also, we note that revenue and costs reported from 2023 were not comparable with those reported in the previous years following the implementation of IFRS 17 on Jan. 1, 2023. We project annual cost of risk increasing to €3.0 billion-€3.5 billion, compared to €2.9 billion reported in 2023. Overall, we expect a return on average common equity of close to 6.0%, compared with the 6.3% achieved in 2023.

We expect local banks will continue to issue mutual shares, which we treat as common equity and which will increase GCA's capital by about €0.6 billion annually over our forecasting horizon. Due to its cooperative status, GCA benefits from a dividend payout equivalent to below 20% of its net profits, which is a lower ratio than peers'.

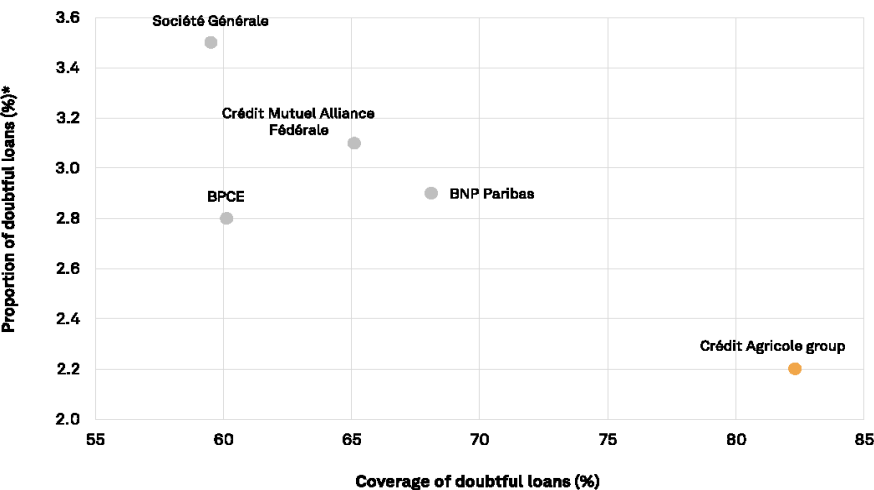
The additional tier 1 (AT1) buffer is managed at the CASA level. At the group level, GCA expects that this will eventually translate into the AT1 buffer standing at an indicative 1.0% of its regulatory RWAs (this buffer was 1.1% as of mid-year 2024).

Credit Agricole S.A.

Risk Position: Prudent Risk Management And High Granularity Of Exposures

The group's risk position is a rating strength, especially in light of its capital and earnings. Specifically, the diversity and granularity of GCA's risk exposures support an overall structural profile that is low risk for a universal bank. We believe the group has resilient asset quality and enjoys high coverage by reserves (see chart 3).

Chart 3
Coverage of doubtful loans by total reserves and proportion of doubtful loans
Data as of June 30, 2024



*Estimated as gross nonperforming loans to gross customer loans. §Estimated as total reserves (stage 1, 2, and 3) to gross nonperforming customer loans. Source: S&P Global Ratings.
Copyright © 2024 by Standard & Poor's Financial Services LLC. All rights reserved.

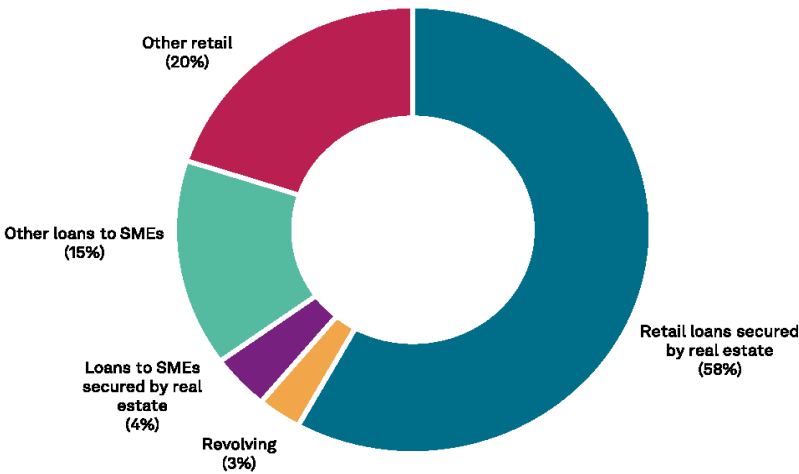
The group reported that NPLs represented nearly 2.2% of total customer loans at mid-year 2024, compared with 2.1% at year-end 2023 and year-end 2022. We expect NPLs will increase incrementally over 2024-2026, reflecting the uncertain economy, but that the ratio will not go above 2.5%. As of mid-year 2024, coverage by loan-loss reserves, including collective provisions, was high at 82.3%, with loan-loss reserves of €21.2 billion, which included €8.8 billion for performing loans.

We expect increased provisioning by 2026, notably for SME and consumer lending, but we also do not rule out more pronounced credit risk in the less granular corporate banking portfolios, particularly real-estate developers. However, given the overall relatively low-risk nature of GCA's exposures and the currently high coverage by reserves, we expect cost of risk will be contained within 30 bps, just above the guidance of 25 bps communicated by the group.

Credit Agricole S.A.

Low-risk domestic residential mortgages account for more than half of GCA's total retail customer loans. We expect this book will continue to perform well, despite some increase in domestic unemployment in the near term. The group remains exposed to the health of residential real estate in France and of French households. Yet, housing loans are mostly at fixed rates, the bank adheres to strict limits in terms of affordability ratios, and most housing loans benefit from a guarantee from marketplace institution Crédit Logement, which covers a large portion of unpaid instalments when a borrower becomes insolvent. The remaining loan book is diversified and exposed to large corporates, professionals, and SMEs (see chart 4).

Chart 4
Groupe Crédit Agricole's exposure in retail
Data as of June 30, 2024



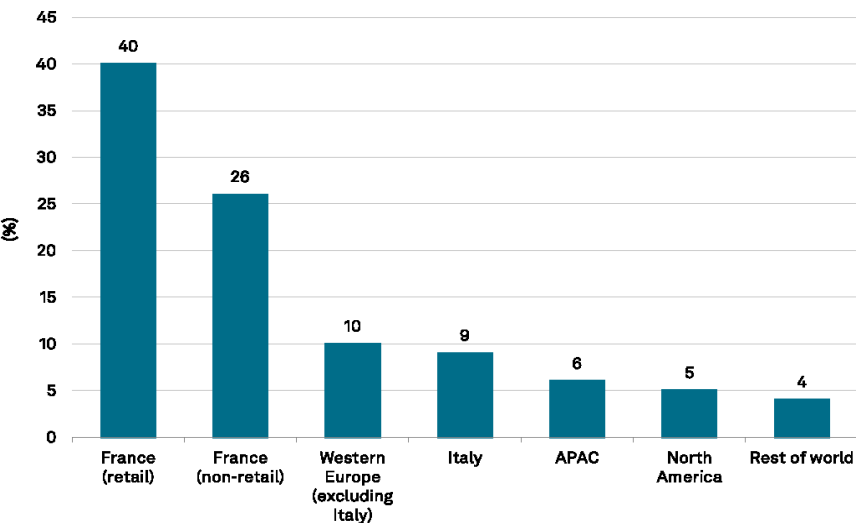
Based on mid-year 2024 gross on and off balance sheet exposures in retail, for a total outstanding amount €791.2 billion. SMEs--Small and midsize enterprises. Source: S&P Global Ratings. Copyright © 2024 by Standard & Poor's Financial Services LLC. All rights reserved.

We regard Italy, GCA's second home market, as one of the group's main sources of credit risks. That said, outstanding loans in Italy represented only 9% of its corporate and retail exposures at mid-year 2024 (see chart 5). This proportion could increase in the coming years, in line with GCA's contemplated organic growth in Italy, but progressively and not to the extent that it would substantially alter the group's overall risk profile.

Over the past two years, the group's impaired loans in Italy have been hovering at about 3.5% of total loans. As far as the international retail segment is concerned, this ratio compares favorably with most Italian peers'. Further, at mid-year 2024, the coverage of Credit Agricole Italia's loans by credit reserves stood at a high 72.4%.

Credit Agricole S.A.

Chart 5
Groupe Crédit Agricole's risk exposure breakdown by geography
Data as of June 30, 2024



Source: Credit Agricole.
Copyright © 2024 by Standard & Poor's Financial Services LLC. All rights reserved.

CASA's average value at risk (99% confidence interval, one-day horizon) in 2023 was €13 million, which we see as low. Pending litigation risks for the group are modest, even if the bank is not immune to conduct and compliance risks given its diversity and size. As of mid-year 2024, the group held a litigation provision of €489 million.

In our view, GCA's exposure to interest rate risk is essentially derived from its long-term fixed-rate loan in French retail. We believe the group has very solid asset-liability management expertise, which helps it manage the implications from rapidly increasing interest rates, the pace of repricing its loan books, and the cost of its wholesale funding resources. At year-end 2023, GCA estimated that a 50 bps increase/decrease in interest rates would translate into a positive/negative impact on its annual net interest income not exceeding €0.3 billion in 2024 and €0.5 billion in 2025, assuming a pass-through rate of 50% applied to housing loans and a 25% average migration over three years from non-remunerated demand deposits to passbooks.

Funding And Liquidity: Stable Deposit Base And Ample Liquidity Reserves

The group's funding and liquidity positions are comparable with large domestic peers' and not that different from those of national players in neighboring countries.

Credit Agricole S.A.

Our metrics for GCA indicate an adequate funding maturity profile. GCA's main strength is the extremely strong retail franchise of regional banks in France, which allows for the collection of stable and granular deposits. At mid-year 2024, we estimated a net-customer-loans-to-core-deposits ratio of 111%, a level comparable with what it has achieved since 2019. GCA's customer deposit stood at €1.1 trillion, the same as year-end 2023. We estimate that the portion of sight deposits, which is an important factor for the average funding cost, has decreased by about 10 pps since mid-year 2022, reflecting clients' expectations for higher returns amid increasing interest rates. Also, adding to the cost of the deposit base, the interest rate on the Livret A saving plans increased to 3.0% in February 2023, from 2.0% until July 2022 and 1.0% until January 2022. Of note, since 2023 the calculation and historical series of our stable funding ratio has been affected by the adoption of IFRS 17, which has altered the financial disclosures of the insurance assets. We previously carved out these assets from our calculation of the group's adjusted funding needs, which entailed material restatements, in particular in the securities portfolio. Since 2023, our measure of the stable funding ratio has been just above 90%.

CASA benefits from its access to a quite diversified mix of funding sources, both on a secured and unsecured basis. At mid-year 2024, the bank had completed 72% of its €26.0 billion medium-to-long-term market funding program for 2024. At the same date, GCA had repaid almost all of its TLTRO III, which decreased to a marginal €0.7 billion outstanding, compared with €162 billion in the third quarter of 2022.

We adjust our funding and liquidity metrics to exclude the portion of regulated deposits centralized at state institution Caisse des Dépôts et Consignations, which represented about €97 billion as of year-end 2023.

At mid-year 2024, we estimated our broad liquid assets to short-term wholesale funding ratio on GCA was a broadly stable 1.8x. In our opinion, GCA's liquidity would provide flexibility under prolonged market stress, while the group benefits from a large and granular deposit base, along with skilled and conservative risk management.

At mid-year 2024, the regulatory liquidity coverage ratio significantly exceeded the internal target of at least 110%, with a 12-month average of 142.4%. GCA estimated its liquidity reserves at €478 billion, which comprised essentially €170 billion of central bank deposits (excluding cash and mandatory reserves), €155 billion of assets eligible for repurchase at the ECB (partly supported by self-retained covered bonds issued out of Crédit Agricole Home Loan SFH), and €132 billion of high-quality liquid asset securities after a regulatory haircut.

Support: One Notch Of Uplift For ALAC

We factor in one notch of uplift for ALAC support to the group SACP, leading to a long-term rating of 'A+' on CASA. This reflects our forecast that the ALAC ratio on GCA will decline gradually but remain well above 300 bps, which is our threshold for a one notch of ALAC uplift on GCA. We estimated that the ratio of the group's ALAC to our RWAs metric was 474 bps at year-end 2023 (444 bps as at year-end 2022).

CASA issued €5.7 billion in new senior nonpreferred and tier 2 notes in the first half of 2024, and we assume that it will issue a few more billions by year-end. We further assume that new issuances will average €6.0 billion annually in the coming years.

Credit Agricole S.A.

GCA is subject to both a requirement of total loss-absorbing capacity (TLAC, initially developed by the Financial Stability Board and then transposed into European law) and the minimum requirement for own funds and eligible liabilities (MREL). As of end-June 2024, the group estimated that its TLAC ratio and its subordinated MREL ratio (based solely on own funds and eligible subordinated debt, including senior nonpreferred debt) stood at 27.1% of regulatory RWAs. GCA targets a TLAC ratio at or above 26% in 2025.

Environmental, Social, And Governance

Environmental, social, and governance factors are overall neutral to our credit rating analysis of GCA and broadly in line with those of GCA's industry and country peers.

Social factors are important amid changing customer preferences and an increased regulatory focus on banks' business conduct, including on how they treat customers. Know-your-customer checks, anti-money-laundering controls, product design, and sales processes are particularly relevant given GCA's large franchise in asset-gathering, consumer finance and insurance, and cross-selling. Also, optimizing the size of a large physical branch network, while adapting to the digital transition, entails social challenges for banks with a large workforce like GCA. Societal usefulness is a driver of the group's business development. As part of its 2025 plan, CASA announced the launching of a business line "Santé & Territoires" to facilitate health care and aging services.

GCA's governance reflects that local cooperative banks are credit institutions, whose equity capital is held by members that are also customers. These local roots support the group's focus on sustainability and its leading position within retail and SME clients. While the decentralized structure gives local entities more power than is usual for a fully owned subsidiary in a listed group, it relies on strong cohesiveness among group members and on the group's unified strategy.

GCA's strategy includes an equitable climate transition approach. To this end, it has launched a "Transition & Energies" business line that aims to make energy transitions accessible to all and to accelerate the advent of renewable resources. The group's capabilities in sustainable finance are strong; it has a leading position globally in arranging green, social, and sustainability bonds. Also, its financing choices integrate restrictive policies on sectors with the largest negative effect on the climate. The group aims to contribute carbon neutrality by 2050. In 2023, it defined decarbonization pathways for 10 carbon-intensive sectors that cover 60% of its overall credit exposure. That said, GCA's corporate banking business is exposed to sectors with environmental risks, especially those related to the energy transition, although less so than the banking businesses of larger corporate and investment houses. Another environmental challenge for GCA relates to the carbon footprint of its housing loan portfolio. On the plus side, however, it has capacity to promote efficient thermal insulation, supporting its prominent lender position in France.

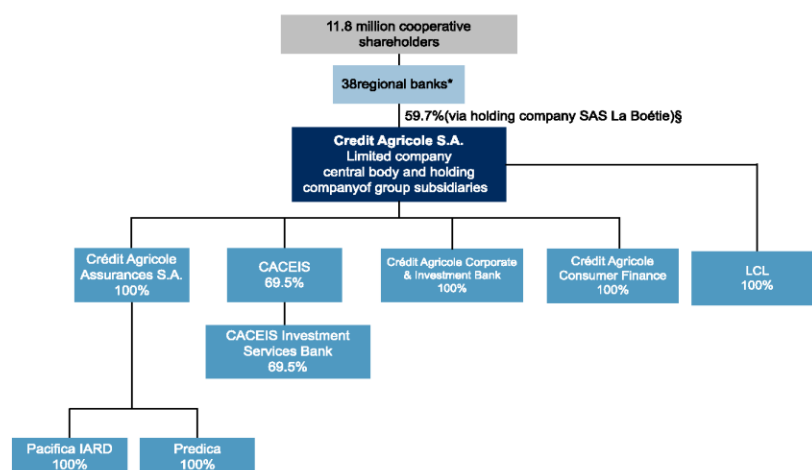
Group Structure And Rated Subsidiaries

Our ratings on all CRCAs, LCL, CACF, CACIB, CACEIS, and CACEIS Investor Services Bank are aligned with our group credit profile for GCA; that is, including the notch of ALAC uplift. This reflects our assessment of their core status within GCA, based, among others, on their integration into the group and close alignment with its strategy.

Credit Agricole S.A.

We see the insurance activities as core to GCA's strategy. Our long-term ratings on the operating insurance subsidiaries Predica and Pacifica reflect the 'a+' group SACP of CAA. As a result, our ratings on Predica and Pacifica stand at the same level as GCA's GCP. Our long-term issuer credit rating on CAA is 'A', reflecting its status as an intermediary nonoperating holding company (NOHC) owned by a bank. Unchanged, our ratings on the insurance entities do not incorporate ALAC uplift, as we believe that any resolution of insurance activities would be separate from that of the parent group, meaning that outstanding bail-in-able instruments at GCA would not be available for the insurance operations.

Simplified overview of Groupe Crédit Agricole structure Rated entities, as of Dec. 31, 2023



Note: % shows interest held by GCA. *Excluding the Regional Bank of Corsica, which is 99.9% owned by CASA, but which is also a shareholder of SAS La Boétie. §62.8% as of end-June 2024. Source: S&P Global Ratings.
Copyright © 2024 by Standard & Poor's Financial Services LLC. All rights reserved.

Hybrid Capital Instruments And Senior Subordinated Debt

In our credit analysis of the senior nonpreferred notes issued by an entity that we regard as a core group member, as is the case for CASA, we assess whether the cohesiveness and integration within the group is strong enough to accrue support for these instruments. We then deduct notches from the issuer credit rating to derive the ratings on the notes:

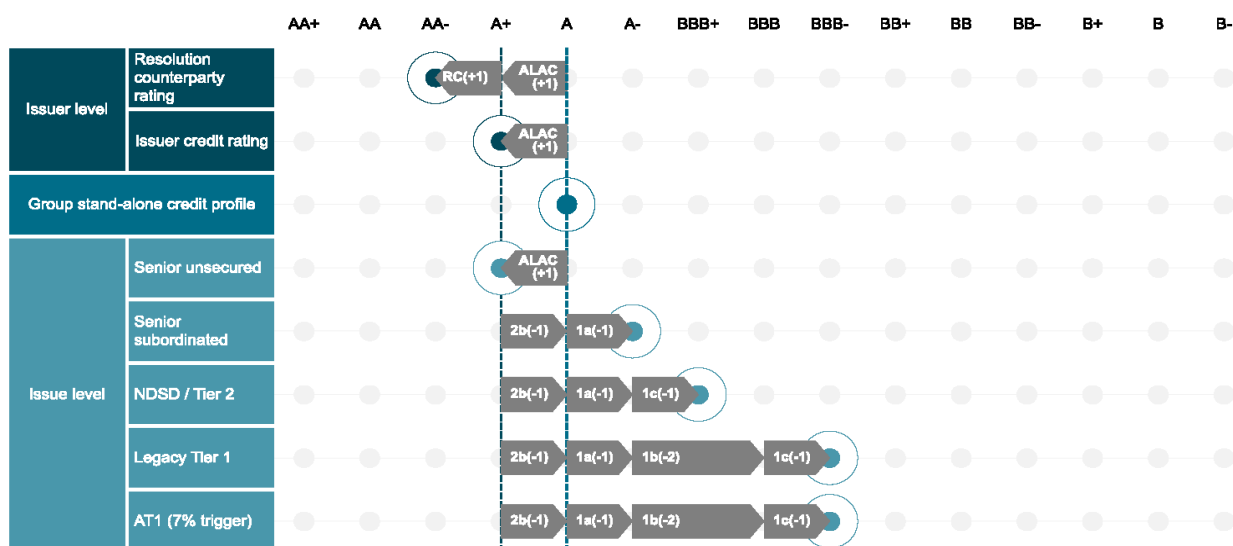
- One notch, because senior nonpreferred notes are contractually subordinated. In line with our approach for rating senior nonpreferred notes in France or tier 3 instruments in some other countries, we deduct one notch when an instrument is subordinated to senior unsecured debt, even if it is not labeled subordinated.
- One notch to remove the benefit of ALAC, which provides uplift only to ratings on senior preferred debt. As such, we rate senior nonpreferred notes 'A-', two notches below the 'A+' long-term issuer credit rating on CASA, and one notch below the 'a' group SACP for GCA, consistent with our approach for other rated senior nonpreferred notes.

Credit Agricole S.A.

Our 'BBB-' and 'BBB+' ratings on CASA's Basel III-compliant AT1 instruments and tier 2 capital instruments stand five and three notches, respectively, below our 'A+' issuer credit rating on CASA. This gap reflects:

- One notch for subordination for both AT1 and tier 2 instruments;
- Two notches for tier 1 regulatory capital status for the AT1 instruments; no notches are deducted for the tier 2 instruments because they are nondeferrable;
- One notch for both AT1 and tier 2 instruments because they contain a contractual write-down clause; and
- We also remove the benefit of the ALAC notch, same as for senior nonpreferred instruments.

Over the next 24 months, we expect that GCA's CET1 ratio will remain more than 700 bps above the consolidated group-level trigger of 7.00%, which we view as a going-concern (CET1 ratio target of above 17.0%). We therefore do not increase the number of notches we deduct to derive our rating on the AT1 instruments.

Crédit Agricole S.A.: Notching**Key to notching**

- Issuer credit rating
- Group stand-alone credit profile
- RC Resolution counterparty liabilities (senior secured debt)
- ALAC Additional loss-absorbing capacity buffer
- 1a Contractual subordination
- 1b Discretionary or mandatory nonpayment clause and whether the regulator classifies it as regulatory capital
- 1c Mandatory contingent capital clause or equivalent
- 2b Other nonpayment or default risk not captured already

Note: The number-letter labels in the table above are in reference to the notching steps we apply to hybrid capital instruments, as detailed in table 2 of our "Hybrid Capital: Methodology And Assumptions" criteria, published on March 2, 2022.

AT1—Additional Tier 1. NDSD—Non-deferrable subordinated debt.

Copyright © 2024 by Standard & Poor's Financial Services LLC. All rights reserved.

Credit Agricole S.A.

Resolution Counterparty Ratings (RCRs)

We have assigned 'AA-/A-1+' RCRs to entities within the group, because we assess the resolution regime as effective in France and the bank as likely to be subject to a resolution that entails a bail-in if it reaches nonviability. An RCR is a forward-looking opinion of the relative default risk of certain senior liabilities that may be protected from default through an effective bail-in resolution process for the issuing financial institution. We position the long-term RCR up to one notch above the long-term issuer credit rating when the issuer credit rating ranges from 'BBB-' to 'A+'.

Credit Agricole S.A.

Key Statistics

Table 1

Groupe Crédit Agricole--Key figures

	--Year-ended Dec. 31--				
(Mil. €)	2024*	2023	2022	2021	2020
Adjusted assets	2,398,403	2,348,984	1,892,723	1,795,621	1,706,096
Customer loans (gross)	1,179,431	1,171,061	1,128,527	1,066,384	981,156
Adjusted common equity	102,104	99,672	95,359	86,899	81,257
Operating revenues	19,131	36,770	38,601	37,208	34,004
Noninterest expenses	11,276	22,083	24,453	23,081	21,828
Core earnings	4,596	8,534	8,355	9,101	5,918

*Data as of June 30.

Table 2

Groupe Crédit Agricole--Business position

	--Year-ended Dec. 31--				
(%)	2024*	2023	2022	2021	2020
Total revenues from business line (currency in millions)	19,173	36,859	38,746	37,220	34,067
Retail banking and SFS/total revenues from business line	64.9	67.5	63.3	64.4	65.1
Corporate and investment banking/total revenues from business line	23.5	21.2	18.1	17.0	18.5
Asset management/total revenues from business line	19.8	18.4	18.0	17.8	17.1
Other revenues/total revenues from business line	(8.2)	(7.1)	0.6	0.9	(0.7)
Return on average common equity	6.5	6.3	6.4	7.4	3.9

*Data as of June 30.

Table 3

Groupe Crédit Agricole--Capital and earnings

	--Year-ended Dec. 31--				
(%)	2024*	2023	2022	2021	2020
Tier 1 capital ratio	18.5	18.5	18.6	18.4	18.3
S&P Global Ratings' RAC ratio before diversification	N/A	10.0	9.3	8.7	8.9
S&P Global Ratings' RAC ratio after diversification	N/A	11.8	11.1	10.5	10.8
Adjusted common equity/total adjusted capital	94.4	94.4	94.1	94.4	94.1
Net interest income/operating revenues	52.4	54.7	54.2	53.2	55.3
Fee income/operating revenues	32.7	32.2	28.4	28.9	27.8
Market-sensitive income/operating revenues	25.1	27.8	(28.7)	36.6	7.1
Cost to income ratio	58.9	60.1	63.3	62.0	64.2
Provision operating income/average assets	0.6	0.6	0.6	0.6	0.6
Core earnings/average managed assets	0.4	0.4	0.4	0.4	0.3

*Data as of June 30. N/A--Not applicable. RAC--Risk-adjusted capital.

Credit Agricole S.A.

Table 4

Groupe Crédit Agricole--Risk-adjusted capital framework data

(€ 000s)	Exposure*	Basel III RWA	Average Basel III RW (%)	S&P Global Ratings RWA	Average S&P Global Ratings RW (%)
Credit risk					
Government & central banks	443,206,519	12,397,799	2.8	9,877,838	2.2
Of which regional governments and local authorities	161,685,966	2,141,626	1.3	8,561,863	5.3
Institutions and CCPs	145,237,724	28,136,639	19.4	35,759,428	24.6
Corporate	504,800,963	240,273,360	47.6	406,276,373	80.5
Retail	793,134,774	131,555,641	16.6	348,771,265	44.0
Of which mortgage	495,846,715	52,503,997	10.6	123,464,100	24.9
Securitization§	61,363,686	8,991,761	14.7	13,175,906	21.5
Other assets†	33,149,348	23,445,751	70.7	3,154,116	9.5
Total credit risk	1,980,893,014	444,800,951	22.5	817,014,925	41.2
Credit valuation adjustment					
Total credit valuation adjustment	--	5,239,040	--	22,235,483	--
Market risk					
Equity in the banking book	23,632,562	42,737,254	180.8	120,300,411	509.0
Trading book market risk	--	13,278,360	--	19,116,822	--
Total market risk	--	56,015,614	--	139,417,233	--
Operational risk					
Total operational risk	--	62,544,657	--	82,470,666	--
Diversification adjustments					
RWA before diversification	--	609,852,759		1,061,138,307	100.0
Total diversification / Concentration adjustments	--	--		(163,045,598)	(15.4)
RWA after diversification	--	609,852,759		898,092,710	84.6
Capital ratio					
Capital ratio before adjustments		112,624,497	18.5	105,628,765	10.0
Capital ratio after adjustments‡		112,624,497	18.5	105,628,765	11.8

*Exposure at default. §Securitization exposure includes the securitization tranches deducted from capital in the regulatory framework. †Exposure and S&P Global Ratings' risk-weighted assets for equity in the banking book include minority equity holdings in financial institutions.
‡Adjustments to Tier 1 ratio are additional regulatory requirements (e.g., transitional floor or Pillar 2 add-ons). RWA--Risk-weighted assets.
RW--Risk weight. RAC--Risk-adjusted capital. CCPs--Central counterparty clearing house. Sources: Company data as of Dec. 31, 2023, S&P Global Ratings.

Crédit Agricole S.A.

Table 5

Groupe Crédit Agricole--Risk position

(%)	--Year-ended Dec. 31--				
	2024*	2023	2022	2021	2020
Growth in customer loans	1.4	3.8	5.8	8.7	6.1
Total diversification adjustment/S&P Global Ratings' RWA before diversification	N/A	(15.4)	(16.1)	(17.0)	(17.9)
Total managed assets/adjusted common equity (x)	24.6	24.8	24.9	26.7	27.3
New loan loss provisions/average customer loans	0.3	0.3	0.3	0.2	0.4
Net charge-offs/average customer loans	(0.0)	0.0	0.0	0.0	0.0
Gross nonperforming assets/customer loans + other real estate owned	2.2	2.1	2.1	2.0	2.4
Loan loss reserves/gross nonperforming assets	82.3	82.6	82.9	87.6	84.0

*Data as of June 30. N/A--Not applicable. RWA--Risk-weighted assets.

Table 6

Groupe Crédit Agricole--Funding and liquidity

(%)	--Year-ended Dec. 31--				
	2024*	2023	2022	2021	2020
Core deposits/funding base	60.4	60.7	64.3	61.9	61.6
Customer loans (net)/customer deposits	111.2	112.6	109.7	108.1	107.5
Long-term funding ratio	78.5	78.4	78.5	84.0	83.3
Stable funding ratio	92.1	90.7	103.0	114.0	107.9
Short-term wholesale funding/funding base	23.0	23.2	23.0	17.1	17.9
Broad liquid assets/short-term wholesale funding (x)	1.8	1.8	1.3	1.7	1.4
Broad liquid assets/total assets	28.4	27.8	19.9	20.0	16.7
Broad liquid assets/customer deposits	68.5	67.2	46.8	48.0	41.4
Net broad liquid assets/short-term customer deposits	32.5	31.1	11.4	21.3	12.8
Short-term wholesale funding/total wholesale funding	57.6	58.5	63.7	44.6	46.2
Narrow liquid assets/3-month wholesale funding (x)	3.6	3.2	2.8	3.1	3.0

*Data as of June 30.

Crédit Agricole S.A.--Rating component scores

Issuer credit rating	A+/Stable/A-1
SACP	a
Anchor	bbb+
Economic risk	3
Industry risk	4
Business position	Strong
Capital and earnings	Adequate
Risk position	Strong
Funding	Adequate
Liquidity	Adequate
Comparable ratings analysis	0
Support	+1
ALAC support	+1

WWW.STANDARDANDPOORS.COM/RATINGSDIRECT

OCTOBER 11, 2024 21

Credit Agricole S.A.

Crédit Agricole S.A.--Rating component scores (cont.)

Issuer credit rating	A+ / Stable / A-1
GRE support	0
Group support	0
Sovereign support	0
Additional factors	0

ALAC--Additional loss-absorbing capacity. GRE--Government-related entity. SACP--Stand-alone credit profile.

Related Criteria

- Risk-Adjusted Capital Framework Methodology, April 30, 2024
- General Criteria: National And Regional Scale Credit Ratings Methodology, June 8, 2023
- General Criteria: Hybrid Capital: Methodology And Assumptions, March 2, 2022
- Criteria | Financial Institutions | General: Financial Institutions Rating Methodology, Dec. 9, 2021
- Criteria | Financial Institutions | Banks: Banking Industry Country Risk Assessment Methodology And Assumptions, Dec. 9, 2021
- General Criteria: Environmental, Social, And Governance Principles In Credit Ratings, Oct. 10, 2021
- General Criteria: Group Rating Methodology, July 1, 2019
- General Criteria: Methodology For Linking Long-Term And Short-Term Ratings, April 7, 2017
- General Criteria: Guarantee Criteria, Oct. 21, 2016
- General Criteria: Principles Of Credit Ratings, Feb. 16, 2011

Related Research

- Banking Industry Country Risk Assessment Update: September 2024, Sept. 27, 2024
- Economic Outlook Eurozone Q4 2024: Consumer Spending To The Rescue, Sept. 24, 2024
- European Banks Continue To Reap The Benefits Of Benign Credit Conditions, Sept. 3, 2024
- French Insurance Holding Company Credit Agricole Assurances' Proposed Dated Subordinated Notes Rated 'BBB+', Sept. 3, 2024
- Long-Term Issue Ratings Affirmed At 'A+' On Credit Agricole Corporate and Investment Bank's Three Notes, July 25, 2024
- France-Based Credit Agricole Assurances Group Entities Ratings Raised To 'A+' From 'A'; Outlook Stable, Nov. 29, 2023
- CACEIS Investor Services Bank 'A+ / A-1' Affirmed Following Acquisition By Crédit Agricole; Off Watch; Outlook Stable, July 20, 2023
- S&P Global Ratings Definitions, June 9, 2023

WWW.STANDARDANDPOORS.COM/RATINGSDIRECT

OCTOBER 11, 2024 22

Credit Agricole S.A.

Ratings Detail (As Of October 11, 2024)***Credit Agricole S.A.**

Issuer Credit Rating	A+/Stable/A-1
Resolution Counterparty Rating	AA-/--/A-1+
Junior Subordinated	BBB-
Senior Subordinated	A-
Senior Unsecured	A+
Short-Term Debt	A-1
Subordinated	BBB+

Issuer Credit Ratings History

24-Jun-2021	<i>Foreign Currency</i>	A+/Stable/A-1
23-Apr-2020		A+/Negative/A-1
19-Oct-2018		A+/Stable/A-1
24-Jun-2021	<i>Local Currency</i>	A+/Stable/A-1
23-Apr-2020		A+/Negative/A-1
19-Oct-2018		A+/Stable/A-1

Sovereign Rating

France	AA-/Stable/A-1+
--------	-----------------

Related Entities**CACEIS**

Issuer Credit Rating	A+/Stable/A-1
Resolution Counterparty Rating	AA-/--/A-1+

CACEIS Investor Services Bank S.A.

Issuer Credit Rating	A+/Stable/A-1
Resolution Counterparty Rating	AA-/--/A-1+

CA Consumer Finance

Issuer Credit Rating	A+/Stable/A-1
Resolution Counterparty Rating	AA-/--/A-1+

Commercial Paper

<i>Local Currency</i>	A-1
-----------------------	-----

Senior Unsecured	A+
------------------	----

Caisse Regionale de Credit Agricole Mutuel Alpes Provence

Issuer Credit Rating	A+/Stable/A-1
Resolution Counterparty Rating	AA-/--/A-1+

Commercial Paper

<i>Local Currency</i>	A-1
-----------------------	-----

Senior Unsecured	A+
------------------	----

Caisse Regionale de Credit Agricole Mutuel Alsace-Vosges

Issuer Credit Rating	A+/Stable/A-1
Resolution Counterparty Rating	AA-/--/A-1+

Commercial Paper

<i>Local Currency</i>	A-1
-----------------------	-----

Senior Unsecured	A+
------------------	----

Credit Agricole S.A.

Ratings Detail (As Of October 11, 2024)*(cont.)**Caisse Regionale de Credit Agricole Mutuel Atlantique Vendee**

Issuer Credit Rating	A+/Stable/A-1
Resolution Counterparty Rating	AA-/–/A-1+
Commercial Paper	
Local Currency	A-1
Senior Unsecured	A+

Caisse Regionale de Credit Agricole Mutuel Brie Picardie

Issuer Credit Rating	A+/Stable/A-1
Resolution Counterparty Rating	AA-/–/A-1+
Commercial Paper	
Local Currency	A-1
Senior Unsecured	A+

Caisse Regionale de Credit Agricole Mutuel Centre-Est

Issuer Credit Rating	A+/Stable/A-1
Resolution Counterparty Rating	AA-/–/A-1+
Commercial Paper	
Local Currency	A-1
Senior Unsecured	A+

Caisse Regionale de Credit Agricole Mutuel Charente Perigord

Issuer Credit Rating	A+/Stable/A-1
Resolution Counterparty Rating	AA-/–/A-1+
Commercial Paper	
Local Currency	A-1
Senior Unsecured	A+

Caisse Regionale de Credit Agricole Mutuel d'Aquitaine

Issuer Credit Rating	A+/Stable/A-1
Resolution Counterparty Rating	AA-/–/A-1+
Commercial Paper	
Local Currency	A+/A-1
Senior Unsecured	A+

Caisse Regionale de Credit Agricole Mutuel de Centre-France

Issuer Credit Rating	A+/Stable/A-1
Resolution Counterparty Rating	AA-/–/A-1+
Commercial Paper	
Local Currency	A-1
Senior Unsecured	A+

Caisse Regionale de Credit Agricole Mutuel de Centre Loire

Issuer Credit Rating	A+/Stable/A-1
Resolution Counterparty Rating	AA-/–/A-1+
Commercial Paper	
Local Currency	A-1
Senior Unsecured	A+

Caisse Regionale de Credit Agricole Mutuel de Champagne-Bourgogne

Issuer Credit Rating	A+/Stable/A-1
----------------------	---------------

Credit Agricole S.A.

Ratings Detail (As Of October 11, 2024)*(cont.)

Resolution Counterparty Rating	AA--/A-1+
Commercial Paper	
<i>Local Currency</i>	A-1
Senior Unsecured	A+
Caisse Regionale de Credit Agricole Mutuel de Charente-Maritime Deux Sevres	
Issuer Credit Rating	A+/Stable/A-1
Resolution Counterparty Rating	AA--/A-1+
Commercial Paper	
<i>Local Currency</i>	A-1
Senior Unsecured	A+
Caisse Regionale de Credit Agricole Mutuel de Franche-Comte	
Issuer Credit Rating	A+/Stable/A-1
Resolution Counterparty Rating	AA--/A-1+
Certificate Of Deposit	
<i>Foreign Currency</i>	A-1
Commercial Paper	
<i>Local Currency</i>	A-1
Senior Unsecured	A+
Caisse Regionale de Credit Agricole Mutuel de la Guadeloupe	
Issuer Credit Rating	A+/Stable/A-1
Resolution Counterparty Rating	AA--/A-1+
Commercial Paper	
<i>Local Currency</i>	A-1
Senior Unsecured	A+
Caisse Regionale de Credit Agricole Mutuel de la Martinique-Guyane	
Issuer Credit Rating	A+/Stable/A-1
Resolution Counterparty Rating	AA--/A-1+
Commercial Paper	
<i>Local Currency</i>	A-1
Senior Unsecured	A+
Caisse Regionale de Credit Agricole Mutuel de l'Anjou et du Maine	
Issuer Credit Rating	A+/Stable/A-1
Resolution Counterparty Rating	AA--/A-1+
Commercial Paper	
<i>Local Currency</i>	A-1
Senior Unsecured	A+
Caisse Regionale de Credit Agricole Mutuel de la Reunion	
Issuer Credit Rating	A+/Stable/A-1
Resolution Counterparty Rating	AA--/A-1+
Caisse Regionale de Credit Agricole Mutuel de la Touraine et du Poitou	
Issuer Credit Rating	A+/Stable/A-1
Resolution Counterparty Rating	AA--/A-1+

WWW.STANDARDANDPOORS.COM/RATINGSDIRECT

OCTOBER 11, 2024 25

Credit Agricole S.A.

Ratings Detail (As Of October 11, 2024)*(cont.)

Commercial Paper	
Local Currency	A-1
Senior Unsecured	A+
Caisse Regionale de Credit Agricole Mutuel de Loire-Haute Loire	
Issuer Credit Rating	A+/Stable/A-1
Resolution Counterparty Rating	AA-/–/A-1+
Commercial Paper	
Local Currency	A-1
Senior Unsecured	A+
Caisse Regionale de Credit Agricole Mutuel de Lorraine	
Issuer Credit Rating	A+/Stable/A-1
Resolution Counterparty Rating	AA-/–/A-1+
Commercial Paper	
Local Currency	A-1
Senior Unsecured	A+
Caisse Regionale de Credit Agricole Mutuel de Normandie-Seine	
Issuer Credit Rating	A+/Stable/A-1
Resolution Counterparty Rating	AA-/–/A-1+
Commercial Paper	
Local Currency	A-1
Senior Unsecured	A+
Caisse Regionale de Credit Agricole Mutuel des Cotes D'Armor	
Issuer Credit Rating	A+/Stable/A-1
Resolution Counterparty Rating	AA-/–/A-1+
Commercial Paper	
Local Currency	A-1
Senior Unsecured	A+
Caisse Regionale de Credit Agricole Mutuel des Savoie	
Issuer Credit Rating	A+/Stable/A-1
Resolution Counterparty Rating	AA-/–/A-1+
Commercial Paper	
Local Currency	A-1
Senior Unsecured	A+
Caisse Regionale de Credit Agricole Mutuel d'Ille et Vilaine	
Issuer Credit Rating	A+/Stable/A-1
Resolution Counterparty Rating	AA-/–/A-1+
Commercial Paper	
Local Currency	A-1
Senior Unsecured	A+
Caisse Regionale de Credit Agricole Mutuel du Centre Ouest	
Issuer Credit Rating	A+/Stable/A-1
Resolution Counterparty Rating	AA-/–/A-1+
Certificate Of Deposit	
Local Currency	A-1

WWW.STANDARDANDPOORS.COM/RATINGSDIRECT

OCTOBER 11, 2024 26

Credit Agricole S.A.

Ratings Detail (As Of October 11, 2024)*(cont.)

Commercial Paper	
Local Currency	A-1
Caisse Regionale de Credit Agricole Mutuel du Finistere	
Issuer Credit Rating	A+/Stable/A-1
Resolution Counterparty Rating	AA-/–/A-1+
Commercial Paper	
Local Currency	A-1
Senior Unsecured	A+
Caisse Regionale de Credit Agricole Mutuel du Languedoc	
Issuer Credit Rating	A+/Stable/A-1
Resolution Counterparty Rating	AA-/–/A-1+
Commercial Paper	
Local Currency	A-1
Senior Unsecured	A+
Caisse Regionale de Credit Agricole Mutuel du Morbihan	
Issuer Credit Rating	A+/Stable/A-1
Resolution Counterparty Rating	AA-/–/A-1+
Commercial Paper	
Local Currency	A-1
Senior Unsecured	A+
Caisse Regionale de Credit Agricole Mutuel du Nord-Est	
Issuer Credit Rating	A+/Stable/A-1
Resolution Counterparty Rating	AA-/–/A-1+
Commercial Paper	
Local Currency	A-1
Senior Unsecured	A+
Caisse Regionale de Credit Agricole Mutuel Nord de France	
Issuer Credit Rating	A+/Stable/A-1
Resolution Counterparty Rating	AA-/–/A-1+
Commercial Paper	
Local Currency	A-1
Senior Unsecured	A+
Caisse Regionale de Credit Agricole Mutuel Nord Midi-Pyrenees	
Issuer Credit Rating	A+/Stable/A-1
Resolution Counterparty Rating	AA-/–/A-1+
Commercial Paper	
Local Currency	A-1
Senior Unsecured	A+
Caisse Regionale de Credit Agricole Mutuel Normandie	
Issuer Credit Rating	A+/Stable/A-1
Resolution Counterparty Rating	AA-/–/A-1+
Commercial Paper	
Local Currency	A-1
Senior Unsecured	A+

Credit Agricole S.A.

Ratings Detail (As Of October 11, 2024)*(cont.)**Caisse Regionale de Credit Agricole Mutuel Paris Ile-de-France**

Issuer Credit Rating	A+/Stable/A-1
Resolution Counterparty Rating	AA-/—/A-1+
Commercial Paper	
Local Currency	A-1
Senior Unsecured	A+

Caisse Regionale de Credit Agricole Mutuel Provence Cote d'Azur

Issuer Credit Rating	A+/Stable/A-1
Resolution Counterparty Rating	AA-/—/A-1+
Commercial Paper	
Local Currency	A-1
Senior Unsecured	A+

Caisse Regionale de Credit Agricole Mutuel Pyrenees-Gascogne

Issuer Credit Rating	A+/Stable/A-1
Resolution Counterparty Rating	AA-/—/A-1+
Commercial Paper	
Local Currency	A-1
Senior Unsecured	A+

Caisse Regionale de Credit Agricole Mutuel Sud-Mediterranee

Issuer Credit Rating	A+/Stable/A-1
Resolution Counterparty Rating	AA-/—/A-1+
Commercial Paper	
Local Currency	A-1
Senior Unsecured	A+

Caisse Regionale de Credit Agricole Mutuel Sud Rhone-Alpes

Issuer Credit Rating	A+/Stable/A-1
Resolution Counterparty Rating	AA-/—/A-1+
Commercial Paper	
Local Currency	A-1
Senior Unsecured	A+

Caisse Regionale de Credit Agricole Mutuel Toulouse 31

Issuer Credit Rating	A+/Stable/A-1
Resolution Counterparty Rating	AA-/—/A-1+
Commercial Paper	
Local Currency	A-1
Senior Unsecured	A+

Caisse Regionale de Credit Agricole Mutuel Val de France

Issuer Credit Rating	A+/Stable/A-1
Resolution Counterparty Rating	AA-/—/A-1+
Commercial Paper	
Local Currency	A-1
Senior Unsecured	A+

Credit Agricole Assurances

Issuer Credit Rating	A/Stable/—
----------------------	------------

Credit Agricole S.A.

Ratings Detail (As Of October 11, 2024)*(cont.)

Subordinated	BBB+
Credit Agricole CIB Finance Luxembourg S.A.	
Resolution Counterparty Liability	AA-
Credit Agricole CIB Financial Solutions	
Senior Unsecured	A+
Credit Agricole Corporate and Investment Bank	
Issuer Credit Rating	A+/Stable/A-1
Resolution Counterparty Rating	AA-/--/A-1+
Commercial Paper	
Local Currency	A+/A-1
Senior Unsecured	A+
Short-Term Debt	A-1
Subordinated	BBB+
Credit Agricole Corporate And Investment Bank (New York Branch)	
Issuer Credit Rating	A+/Stable/A-1
Resolution Counterparty Rating	AA-/--/A-1+
Commercial Paper	
Local Currency	A-1
Credit Agricole Home Loan SFH	
Senior Secured	AAA/Stable
Credit Agricole Public Sector SCF	
Senior Secured	AAA/Stable
Credit Agricole S.A. (London Branch)	
Junior Subordinated	BBB-
Senior Subordinated	A-
Senior Unsecured	A+
Short-Term Debt	A-1
Subordinated	BBB+
Credit Lyonnais	
Issuer Credit Rating	A+/Stable/A-1
Resolution Counterparty Rating	AA-/--/A-1+
Commercial Paper	
Local Currency	A-1
Senior Unsecured	A+
Pacifica IARD	
Financial Strength Rating	
Local Currency	A+/Stable/--
Issuer Credit Rating	
Local Currency	A+/Stable/--
Predica	
Financial Strength Rating	
Local Currency	A+/Stable/--
Issuer Credit Rating	
Local Currency	A+/Stable/--

WWW.STANDARDANDPOORS.COM/RATINGSDIRECT

OCTOBER 11, 2024 29

Credit Agricole S.A.

Ratings Detail (As Of October 11, 2024)*(cont.)

*Unless otherwise noted, all ratings in this report are global scale ratings. S&P Global Ratings’ credit ratings on the global scale are comparable across countries. S&P Global Ratings’ credit ratings on a national scale are relative to obligors or obligations within that specific country. Issue and debt ratings could include debt guaranteed by another entity, and rated debt that an entity guarantees.

Copyright © 2024 by Standard & Poor's Financial Services LLC. All rights reserved.

No content (including ratings, credit-related analyses and data, valuations, model, software or other application or output therefrom) or any part thereof (Content) may be modified, reverse engineered, reproduced or distributed in any form by any means, or stored in a database or retrieval system, without the prior written permission of Standard & Poor's Financial Services LLC or its affiliates (collectively, S&P). The Content shall not be used for any unlawful or unauthorized purposes. S&P and any third-party providers, as well as their directors, officers, shareholders, employees or agents (collectively S&P Parties) do not guarantee the accuracy, completeness, timeliness or availability of the Content. S&P Parties are not responsible for any errors or omissions (negligent or otherwise), regardless of the cause, for the results obtained from the use of the Content, or for the security or maintenance of any data input by the user. The Content is provided on an "as is" basis. S&P PARTIES DISCLAIM ANY AND ALL EXPRESS OR IMPLIED WARRANTIES, INCLUDING, BUT NOT LIMITED TO, ANY WARRANTIES OF MERCHANTABILITY OR FITNESS FOR A PARTICULAR PURPOSE OR USE, FREEDOM FROM BUGS, SOFTWARE ERRORS OR DEFECTS, THAT THE CONTENT'S FUNCTIONING WILL BE UNINTERRUPTED OR THAT THE CONTENT WILL OPERATE WITH ANY SOFTWARE OR HARDWARE CONFIGURATION. In no event shall S&P Parties be liable to any party for any direct, indirect, incidental, exemplary, compensatory, punitive, special or consequential damages, costs, expenses, legal fees, or losses (including, without limitation, lost income or lost profits and opportunity costs or losses caused by negligence) in connection with any use of the Content even if advised of the possibility of such damages.

Credit-related and other analyses, including ratings, and statements in the Content are statements of opinion as of the date they are expressed and not statements of fact. S&P's opinions, analyses and rating acknowledgment decisions (described below) are not recommendations to purchase, hold, or sell any securities or to make any investment decisions, and do not address the suitability of any security. S&P assumes no obligation to update the Content following publication in any form or format. The Content should not be relied on and is not a substitute for the skill, judgment and experience of the user, its management, employees, advisors and/or clients when making investment and other business decisions. S&P does not act as a fiduciary or an investment advisor except where registered as such. While S&P has obtained information from sources it believes to be reliable, S&P does not perform an audit and undertakes no duty of due diligence or independent verification of any information it receives. Rating-related publications may be published for a variety of reasons that are not necessarily dependent on action by rating committees, including, but not limited to, the publication of a periodic update on a credit rating and related analyses.

To the extent that regulatory authorities allow a rating agency to acknowledge in one jurisdiction a rating issued in another jurisdiction for certain regulatory purposes, S&P reserves the right to assign, withdraw or suspend such acknowledgment at any time and in its sole discretion. S&P Parties disclaim any duty whatsoever arising out of the assignment, withdrawal or suspension of an acknowledgment as well as any liability for any damage alleged to have been suffered on account thereof.

S&P keeps certain activities of its business units separate from each other in order to preserve the independence and objectivity of their respective activities. As a result, certain business units of S&P may have information that is not available to other S&P business units. S&P has established policies and procedures to maintain the confidentiality of certain non-public information received in connection with each analytical process.

S&P may receive compensation for its ratings and certain analyses, normally from issuers or underwriters of securities or from obligors. S&P reserves the right to disseminate its opinions and analyses. S&P's public ratings and analyses are made available on its Web sites, www.spglobal.com/ratings (free of charge), and www.ratingsdirect.com (subscription), and may be distributed through other means, including via S&P publications and third-party redistributors. Additional information about our ratings fees is available at www.spglobal.com/usratingsfees.

STANDARD & POOR'S, S&P and RATINGSDIRECT are registered trademarks of Standard & Poor's Financial Services LLC.

WWW.STANDARDANDPOORS.COM/RATINGSDIRECT

OCTOBER 11, 2024 31

Appendix

Appendix 1: Rating Definitions

Category	Definition
AAA _{spc}	The repayment ability is extremely strong, generally not impacted by any adverse economic environment, and the default risk is extremely low.
AA _{spc}	The repayment ability is very strong, not considerably impacted by any adverse economic environment, and the default risk is very low.
A _{spc}	The repayment ability is comparatively strong, comparatively vulnerable to the impact of adverse economic environment, and the default risk is comparatively low.
BBB _{spc}	The repayment ability is average, comparatively impacted by adverse economic environment, and the default risk is average.
BB _{spc}	The repayment ability is comparatively weak, materially impacted by adverse economic environment, and the default risk is comparatively high.
B _{spc}	The repayment ability relies comparatively on fair economic environment and the default risk is very high.
CCC _{spc}	The repayment ability relies extremely on fair economic environment and the default risk is extremely high.
CC _{spc}	Lower protection in situation of bankruptcy or reorganization and the repayment of debt may not be generally guaranteed.
C _{spc}	Unable to repay the debt.

Note: Ratings from AAA_{spc} to CCC_{spc} may be added a “+” or “-” sign for minor adjustment to indicate a slightly higher or lower rating.

Copyright © 2025 by S&P Ratings (China) Co., Ltd. All rights reserved.

S&P Ratings (China) Co., Ltd. ("S&P Ratings") owns the copyright and/or other related intellectual property rights of the abovementioned content (including ratings, credit-related analyses and data, valuations, model, software or other application or output therefrom) or any part thereof (Content). No Content may be modified, reverse engineered, reproduced or distributed in any form by any means, or stored in a database or retrieval system, without the prior written permission of S&P Ratings. Some of the Content may have been created with the assistance of an artificial intelligence (AI) tool. Published Content created or processed using AI is composed, reviewed, edited, and approved by S&P personnel. The Content shall not be used for any unlawful or unauthorized purposes. S&P Ratings and any third-party providers, as well as their directors, officers, shareholders, employees or agents (collectively "S&P Parties") do not guarantee the accuracy, completeness, timeliness or availability of the Content. S&P Parties are not responsible for any errors or omissions (negligent or otherwise), regardless of the cause, for the results obtained from the use of the Content, or for the security or maintenance of any data input by the user. The Content is provided on an "as is" basis. S&P PARTIES DISCLAIM ANY AND ALL EXPRESS OR IMPLIED WARRANTIES, INCLUDING, BUT NOT LIMITED TO, ANY WARRANTIES OF MERCHANTABILITY OR FITNESS FOR A PARTICULAR PURPOSE OR USE, FREEDOM FROM BUGS, SOFTWARE ERRORS OR DEFECTS, THAT THE CONTENT'S FUNCTIONING WILL BE UNINTERRUPTED OR THAT THE CONTENT WILL OPERATE WITH ANY SOFTWARE OR HARDWARE CONFIGURATION. In no event shall S&P Parties be liable to any party for any direct, indirect, incidental, exemplary, compensatory, punitive, special or consequential damages, costs, expenses, legal fees, or losses (including, without limitation, lost income or lost profits and opportunity costs or losses caused by negligence) in connection with any use of the Content even if advised of the possibility of such damages.

Credit-related and other analyses, including ratings, and statements in the Content are statements of opinion as of the date they are expressed and not statements of fact. S&P Ratings' opinions, analyses, forecasts and rating acknowledgment decisions (described below) are not and should not be viewed as recommendations to purchase, hold, or sell any securities or to make any investment decisions, and do not address the suitability of any security. S&P Ratings assumes no obligation to update the Content following publication in any form or format. The Content should not be relied on and is not a substitute for the skill, judgment and experience of the user, its management, employees, advisors and / or clients when making investment and other business decisions. S&P Ratings does not act as a fiduciary or an investment advisor except where registered as such. While S&P Ratings has obtained information from sources it believes to be reliable, S&P Ratings does not perform an audit and undertakes no duty of due diligence or independent verification of any information it receives. Rating-related publications may be published for a variety of reasons that are not necessarily dependent on action by rating committees, including, but not limited to, the publication of a periodic update on a credit rating and related analyses.

S&P RATINGS IS NOT PART OF THE NRSRO. A RATING ISSUED BY S&P RATINGS IS ASSIGNED ON A RATING SCALE SPECIFICALLY FOR USE IN CHINA, AND IS S&P RATINGS' OPINION OF AN OBLIGOR'S OVERALL CREDITWORTHINESS OR CAPACITY TO MEET SPECIFIC FINANCIAL OBLIGATIONS, RELATIVE TO THAT OF OTHER ISSUERS AND ISSUES WITHIN CHINA ONLY AND PROVIDES A RANK ORDERING OF CREDIT RISK WITHIN CHINA. AN S&P RATINGS' RATING IS NOT A GLOBAL SCALE RATING, AND IS NOT AND SHOULD NOT BE VIEWED, RELIED UPON, OR REPRESENTED AS SUCH. S&P PARTIES ARE NOT RESPONSIBLE FOR ANY LOSSES CAUSED BY USES OF S&P RATINGS' RATINGS IN MANNERS CONTRARY TO THIS PARAGRAPH.

To the extent that regulatory authorities allow a rating agency to acknowledge in one jurisdiction a rating issued in another jurisdiction for certain regulatory purposes, S&P Ratings reserves the right to assign, withdraw or suspend such acknowledgement at any time and in its sole discretion. S&P Ratings disclaims any duty whatsoever arising out of the assignment, withdrawal or suspension of an acknowledgment as well as any liability for any damage alleged to have been suffered on account thereof.

S&P Ratings keeps certain activities of its business units separate from each other in order to preserve the independence and objectivity of their respective activities. As a result, certain business units of S&P Ratings may have information that is not available to other S&P Ratings business units. S&P Ratings has established policies and procedures to maintain the confidentiality of certain non-public information received in connection with each analytical process.

S&P Ratings may receive compensation for its ratings and certain analyses, normally from issuers or underwriters of securities or from obligors. S&P Ratings reserves the right to disseminate its opinions and analyses. S&P Ratings' public ratings and analyses are made available on its Web site www.spgchinaratings.cn, and may be distributed through other means, including via S&P Ratings' publications and third-party redistributors.